

Movements of objects

quarter, half, three quarter and whole turns.



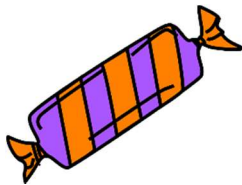
quarter turn



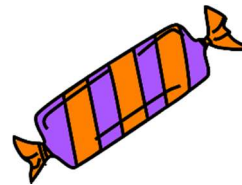
half turn



three quarter turn



a whole turn



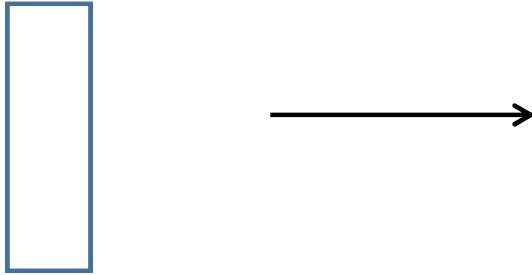
Describing Movements of Objects

Learning Objectives:

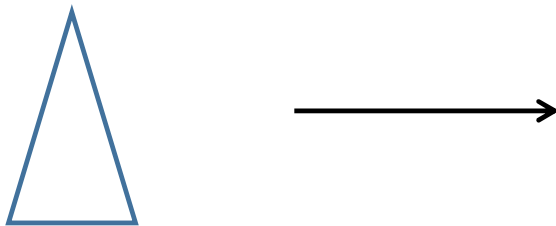
Describe the movements of objects using quarter, half, three quarter and whole turns.

Draw the shapes after the turn.

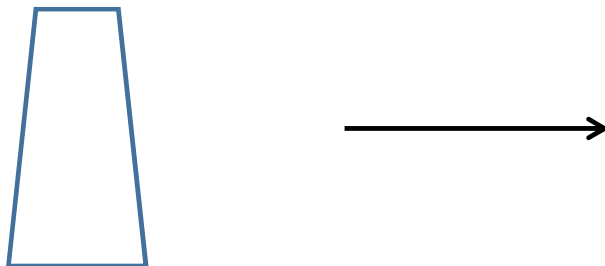
1-- The shape has made a quarter turn.



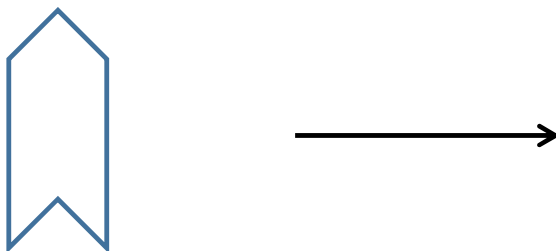
2--- The shape has made a half turn.



3 --- The shape has made three quarter turn.



4--- The shape has made a whole turn.

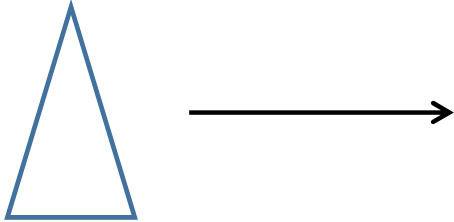


Describing Movements of Objects

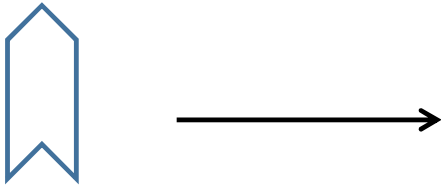
Learning Objectives:

Describe the movements of objects using quarter, half, three quarter and whole turns.

1-- The shape has made a quarter turn.



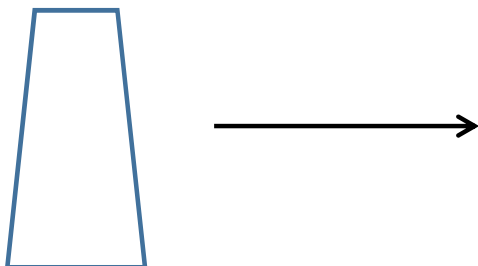
2--- The shape has made a half turn.



3 --- The shape has made three quarter turn.



4--- The shape has made a whole turn.



Describing Movements of Objects

Draw what each shape will look like once it has turned a:

- Quarter turn
- Half turn
- Three quarter turn
- Whole turn



Quarter turn		
Half turn		
Three quarter turn		
Whole turn		